

Renewing a Licence



Step 1

Apply online at www.nigeriadriverslicence.org or in person at a Driver's Licence Centre (DLC).



Step 2

Pay the licence fee online or at the Bank.



Step 3

Present your application form to the Board of Internal Revenue (BIR) Officer and Vehicle Inspection Officer (VIO) at the DLC for endorsement.




Step 4

Proceed to the Federal Road Safety Corps Officer at the DLC for biometric data capture.



Step 5

Obtain a temporary driver's licence valid for 60 days.



Step 6

Pick up original driver's licence at the BIR Office after 60 days.

Obtaining a Licence for the First Time



Step 1

Attend training at an accredited driving school.



Step 2

The driving school will then present you to the to Vehicle Inspection Officer (VIO) for a driving test.




Step 3

Pass the driving test and obtain a certificate of proficiency from the VIO.



Step 4

Complete the driver's licence application form at the Driver's Licence Centre (DLC).



Step 5

Pay the licence fee online or at the Bank.



Step 6

Present your application form to the Board of Internal Revenue (BIR) Officer and VIO at the DLC for endorsement.




Step 7

Proceed to the FRSC Officer at the DLC for biometric data capture.



Step 8

Obtain a temporary driver's licence valid for 60 days.



Step 9

Pick up original driver's licence at the BIR Office after 60 days.